

In February 2024 the volume of remittances transferred via international money transfer systems (hereinafter - IMTS) was 187.6 thousand transactions in the amount of 60.3 billion tenge. Compared to January 2024, there is an increase in the number of transfers by 15.3% and an increase the volume of transactions by 11.6%.

Kazakhstan's commercial banks and JSC «Kazpost» provide to the customer's remittances services through IMTS such as the Golden Crown, Western Union, Contact, MoneyGram and others IMTS.

IMTS are used by the Kazakhstan's population as for transfers within the country and for sending /receiving money transfers abroad / from abroad.

The share of remittances carried out through IMTS on the territory of Kazakhstan in February 2024 is 1.5% of the total number of transfers and 2.3% of the total volume of remittances. The share of remittances sent abroad is 98.5% and 97.7%, respectively.

CROSS-BORDER REMITTANCES

REMMITANCES SENT ABROAD

In February 2024 abroad were transferred via IMTS 184,8 thousands transactions in the amount of 58,9 billion tenge. Compared to January 2024, the number of money transfers sent increased by 15%, the volume increased by 12.3%.

In terms of the volume of money sent from Kazakhstan abroad, the leaders are: Russia – 20.5 billion tenge (share of the total amount of 34.8%), Turkey – 16.4 billion tenge (share – 27.9%), Uzbekistan – 9.7 billion tenge (share – 16.5%), Georgia – 4.8 billion tenge (share – 8.1%), and Kyrgyzstan – 2.2 billion tenge (share – 3.7%).

By IMTS

IMTS	Number of transactions (in thousands)	Share of the total number of transactions, %	Volume (mln. KZT)	Share of volume, %
Golden Crown	167,74	90,8%	49 731,30	84,4%
CONTACT	7,00	3,8%	4 782,80	8,1%
Western Union	4,88	2,6%	2 699,44	4,6%
MONEYGRAM	1,40	0,8%	1 146,98	1,9%
Other money transfer systems	3,76	2,0%	552,85	0,9%
Total	184,78	100,0%	58 913,36	100,0%

By countries

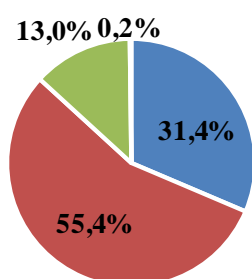
Country	Number of transactions (in thousands)	Share of the total number of transactions, %	Volume (mln. KZT)	Share of volume, %
Russia	104,34	56,5%	20 528,33	34,8%
Turkey	28,19	15,3%	16 419,01	27,9%
Uzbekistan	31,00	16,8%	9 696,73	16,5%
Georgia	2,68	1,4%	4 800,26	8,1%
Kyrgyzstan	5,94	3,2%	2 164,70	3,7%
Azerbaijan	1,30	0,7%	840,54	1,4%
Tadjikistan	5,07	2,7%	765,59	1,3%
China	0,59	0,3%	745,24	1,3%
Armenia	0,49	0,3%	665,10	1,1%

Republic of Korea	0,61	0,3%	449,17	0,8%
Others	4,58	2,5%	1 838,69	3,1%
Total	184,78	100,0%	58 913,36	100,0%

By currencies

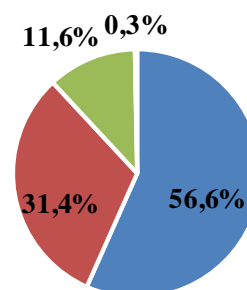
The main share of carried out remittances sent via IMTS was in US dollars (the share of the total number of sent transfers was 31.4%, the share of the total volume of sent transfers was 56.6%) and in Kazakhstan tenge (55.4% and 31.4%, respectively).

Share from the total number of sent remittances



■ USD ■ KZT ■ RUB ■ EUR

Share from the total volume of sent remittances



■ USD ■ KZT ■ RUB ■ EUR

RECEIVED REMITTANCES (FROM ABROAD)

In February 2024 from abroad to Kazakhstan were transferred via IMTS 71.9 thousands transaction in the amount of 19.1 billion tenge. Compared to January 2024, the number of money transfers received increased by 0.9%, the volume decreased by 7.2%.

In terms of the amount of money received from abroad, the leaders are: Russia – 5.7 billion tenge (share of the total amount – 29.7%), the United States of America – 2.3 billion tenge (share – 12.1%), the Republic of Korea – 1.9 billion tenge (share – 10.3%), Uzbekistan – 1.7 billion tenge (share – 9.0%), as well as Turkey – 1.4 billion tenge (share – 7.5%).

By IMTS

IMTS	Number of transactions (in thousands)	Share of the total number of transactions, %	Volume (mln. KZT)	Share of volume, %
Golden Crown	33,51	46,6%	9 875,88	51,6%
Western Union	18,91	26,3%	5 014,35	26,2%
MONEYGRAM	9,07	12,6%	2 678,52	14,0%
CONTACT	4,10	5,7%	945,68	4,9%
Other money transfer systems	6,37	8,9%	618,64	3,2%
Total	71,96	100,0%	19 133,07	100,0%

By countries

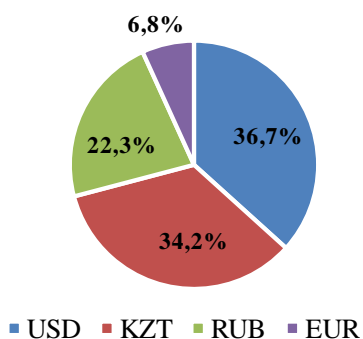
Country	Number of transactions (in thousands)	Share of the total number of transactions, %	Volume (mln. KZT)	Share of volume, %
---------	---------------------------------------	----------------------------------------------	-------------------	--------------------

Russia	32,15	44,7%	5 678,26	29,7%
United States of America	7,61	10,6%	2 319,71	12,1%
Republic of Korea	3,36	4,7%	1 975,69	10,3%
Uzbekistan	4,05	5,6%	1 723,43	9,0%
Turkey	4,59	6,4%	1 441,34	7,5%
Germany	7,75	10,8%	1 244,38	6,5%
Kyrgyzstan	1,80	2,5%	994,34	5,2%
Azerbaijan	0,56	0,8%	510,13	2,7%
Georgia	0,75	1,0%	499,52	2,6%
Iraq	0,35	0,5%	245,33	1,3%
Others	8,99	12,5%	2 500,93	13,1%
Total	71,96	100,0%	19 133,07	100,0%

By currencies

Main share of received remittances carried out through IMTS were transferred in US dollars (36.7% of total number of remittances and 55.1% of the total volume) and Kazakhstan tenge (34.2% and 25%, respectively).

Share from the total number of received remittances



Share from the total volume of received remittances

