

In October 2023 the volume of remittances transferred via international money transfer systems (hereinafter - IMTS) was 233.1 thousand transactions in the amount of 91.6 billion tenge. Compared to September 2023, there is a decrease in the number of transfers by 5.9% and a decrease the volume of transactions by 6.4%.

Kazakhstan's commercial banks and JSC «Kazpost» provide to the customer's remittances services through IMTS such as the Golden Crown, Western Union, Contact, MoneyGram and others IMTS.

IMTS are used by the Kazakhstan's population as for transfers within the country and for sending /receiving money transfers abroad / from abroad.

The share of remittances carried out through IMTS on the territory of Kazakhstan in October 2023 is 1.2% of the total number of transfers and 2.2% of the total volume of remittances. The share of remittances sent abroad is 98.8% and 97.8%, respectively.

CROSS-BORDER REMITTANCES

REMMITTANCES SENT ABROAD

In October 2023 abroad were transferred via IMTS 230.3 thousands transactions in the amount of 89.6 billion tenge. Compared to September 2023, the number of money transfers sent decreased by 0.1%, the volume decreased by 3.8%.

In terms of the volume of money sent from Kazakhstan abroad, the leaders are: Uzbekistan – 25.1 billion tenge (share – 28.0%), Russia – 21.9 billion tenge (share of the total amount of 24.4%), Turkey – 21.6 billion tenge (share – 24.1%), Georgia – 7.9 billion tenge (share – 8.8%), and Kyrgyzstan – 3.5 billion tenge (share – 3.9%).

By IMTS

IMTS	Number of transactions (in thousands)	Share of the total number of transactions, %	Volume (mln. KZT)	Share of volume, %
Golden Crown	202,57	87,9%	71 915,10	80,2%
CONTACT	16,61	7,2%	11 294,31	12,6%
Western Union	5,56	2,4%	4 227,13	4,7%
MONEYGRAM	1,85	0,8%	1 652,07	1,8%
Other money transfer systems	3,75	1,6%	548,10	0,6%
Total	230,33	100,0%	89 636,71	100,0%

By countries

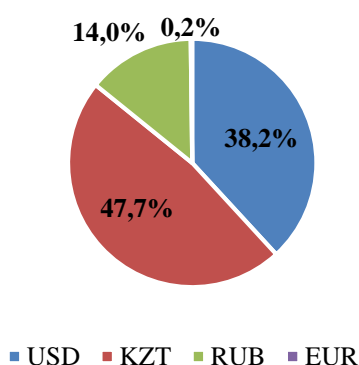
Country	Number of transactions (in thousands)	Share of the total number of transactions, %	Volume (mln. KZT)	Share of volume, %
Uzbekistan	58,30	25,3%	25 128,63	28,0%
Russia	103,19	44,8%	21 897,30	24,4%
Turkey	33,38	14,5%	21 585,31	24,1%
Georgia	3,82	1,7%	7 920,20	8,8%
Kyrgyzstan	8,58	3,7%	3 475,51	3,9%
China	2,17	0,9%	2 757,26	3,1%
Tadjikistan	13,00	5,6%	2 136,83	2,4%
Azerbaijan	1,67	0,7%	1 149,63	1,3%
Armenia	0,68	0,3%	929,64	1,0%

Republic of Korea	0,57	0,2%	509,14	0,6%
Others	4,96	2,2%	2 147,26	2,4%
Total	230,33	100,0%	89 636,71	100,0%

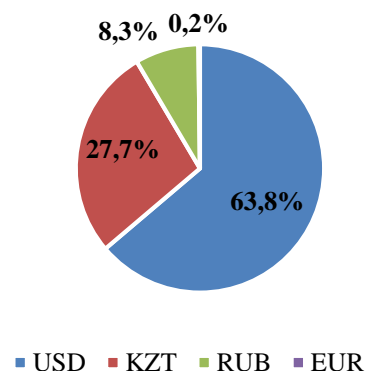
By currencies

The main share of carried out remittances sent via IMTS was in US dollars (the share of the total number of sent transfers was 38.2%, the share of the total volume of sent transfers was 63.8%) and in Kazakhstan tenge (47.7% and 27.7%, respectively).

**Share from the total number
of sent remittances**



**Share from the total volume
of sent remittances**



RECEIVED REMITTANCES (FROM ABROAD)

In October 2023 from abroad to Kazakhstan were transferred via IMTS 79,4 thousands transaction in the amount of 23,5 billion tenge. Compared to September 2023, the number of money transfers received decreased by 0,8%, the volume decreased by 3,6%.

In terms of the amount of money received from abroad, the leaders are: Russia – 6.8 billion tenge (share of the total amount – 28.8%), the United States of America – 2.9 billion tenge (share – 12,3%), Uzbekistan – 2,9 billion tenge (share – 12.2%), the Republic of Korea – 2.4 billion tenge (share – 10.1%), as well as Turkey – 1.7 billion tenge (share – 7.3%).

By IMTS

IMTS	Number of transactions (in thousands)	Share of the total number of transactions, %	Volume (mln. KZT)	Share of volume, %
Golden Crown	37,91	47,7%	12 238,27	52,0%
Western Union	20,23	25,5%	5 872,00	25,0%
MONEYGRAM	10,19	12,8%	3 499,31	14,9%
CONTACT	6,74	8,5%	1 540,26	6,5%
Other money transfer systems	4,39	5,5%	382,42	1,6%
Total	79,45	100,0%	23 532,27	100,0%

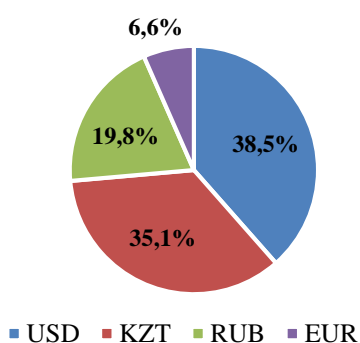
By countries

Country	Number of transactions (in thousands)	Share of the total number of transactions, %	Volume (mln. KZT)	Share of volume, %
Russia	35,70	44,9%	6 765,60	28,8%
United States of America	8,38	10,5%	2 899,84	12,3%
Uzbekistan	4,62	5,8%	2 882,24	12,2%
Republic of Korea	4,12	5,2%	2 382,56	10,1%
Turkey	4,94	6,2%	1 726,83	7,3%
Germany	7,96	10,0%	1 504,91	6,4%
Kyrgyzstan	2,16	2,7%	1 243,44	5,3%
Georgia	0,67	0,8%	463,02	2,0%
Azerbaijan	0,59	0,7%	416,54	1,8%
Israel	0,77	1,0%	269,61	1,1%
Others	9,55	12,0%	2 977,69	12,7%
Total	79,45	100,0%	23 532,27	100,0%

By currencies

Main share of received remittances carried out through IMTS were transferred in US dollars (38.5% of total number of remittances and 57.4% of the total volume) and Kazakhstan tenge (35.1% and 24.8%, respectively).

Share from the total number of received remittances



Share from the total volume of received remittances

