

In August 2023 the volume of remittances transferred via international money transfer systems (hereinafter - IMTS) was 268.2 thousand transactions in the amount of 107.0 billion tenge. Compared to July 2023, there is a decrease in the number of transfers by 0.1% and an increase the volume of transactions by 12.5%.

Kazakhstan's commercial banks and JSC «Kazpost» provide to the customer's remittances services through IMTS such as the Golden Crown, Western Union, Contact, Faster, MoneyGram and others IMTS.

IMTS are used by the Kazakhstan's population as for transfers within the country and for sending /receiving money transfers abroad / from abroad.

The share of remittances carried out through IMTS on the territory of Kazakhstan in August 2023 is 10,5% of the total number of transfers and 7,7% of the total volume of remittances. The share of remittances sent abroad is 89,5% and 92,3%, respectively.

CROSS-BORDER REMITTANCES

REMMITANCES SENT ABROAD

In August 2023 abroad were transferred via IMTS 240.1 thousands transactions in the amount of 98.8 billion tenge. Compared to July 2023, the number of money transfers sent increased by 8.4%, the volume increased by 11.5%.

In terms of the volume of money sent from Kazakhstan abroad, the leaders are: Uzbekistan – 33.6 billion tenge (share – 34.1%), Russia – 22.4 billion tenge (share of the total amount of 22.7%), Turkey – 20.6 billion tenge (share – 20.9%), Georgia – 8.6 billion tenge (share – 8.7%), and Kyrgyzstan – 3.6 billion tenge (share – 3.7%).

By IMTS

IMTS	Number of transactions (in thousands)	Share of the total number of transactions, %	Volume (mln. KZT)	Share of volume, %
Golden Crown	210,3	87,6%	81 085,2	82,1%
CONTACT	17,7	7,4%	11 547,9	11,7%
Western Union	6,4	2,7%	4 596,7	4,7%
MONEYGRAM	1,4	0,6%	1 077,0	1,1%
Other money transfer systems	4,2	1,70%	468,7	0,50%
Total	240,1	100,0%	98 775,5	100,0%

By countries

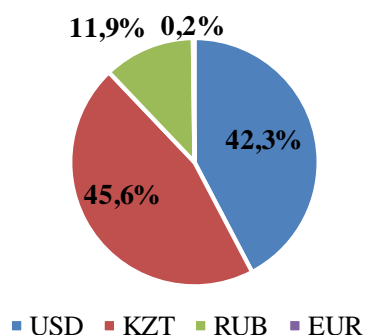
Country	Number of transactions (in thousands)	Share of the total number of transactions, %	Volume (mln. KZT)	Share of volume, %
Uzbekistan	78,9	32,9%	33 641,0	34,1%
Russia	90,6	37,7%	22 437,6	22,7%
Turkey	31,3	13,0%	20 646,6	20,9%
Georgia	4,1	1,7%	8 595,6	8,7%
Kyrgyzstan	9,8	4,1%	3 613,6	3,7%
China	2,5	1,0%	3 206,3	3,2%
Tadzhikistan	15,5	6,5%	2 465,3	2,5%
Azerbaijan	1,8	0,8%	1 209,8	1,2%
Armenia	0,6	0,2%	583,5	0,6%

Republic of Korea	0,6	0,2%	512,5	0,5%
Others	4,3	1,8%	1 863,8	1,9%
Total	240,1	100,0%	98 775,5	100,0%

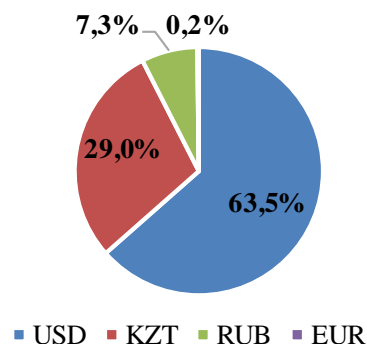
By currencies

The main share of carried out remittances sent via IMTS was in US dollars (the share of the total number of sent transfers was 42.3%, the share of the total volume of sent transfers was 63.5%) and in Kazakhstan tenge (45.6% and 29.0%, respectively).

Share from the total number of sent remittances



Share from the total volume of sent remittances



RECEIVED REMITTANCES (FROM ABROAD)

In August 2023 from abroad to Kazakhstan were transferred via IMTS 81.0 thousands transaction in the amount of 22.2 billion tenge. Compared to July 2023, the number and volume of money transfers received decreased by 7.1% and 8.0%, respectively.

In terms of the amount of money received from abroad, the leaders are: Russia – 7.5 billion tenge (share of the total amount – 33.7%), Uzbekistan – 2.8 billion tenge (share – 12.5%), the United States of America – 2.4 billion tenge (share – 10.9%), the Republic of Korea – 2.3 billion tenge (share – 10.3%), as well as Turkey – 1.5 billion tenge (share – 6.7%).

By IMTS

IMTS	Number of transactions (in thousands)	Share of the total number of transactions, %	Volume (mln. KZT)	Share of volume, %
Golden Crown	38,9	48,0%	11 829,2	53,3%
Western Union	18,0	22,2%	5 115,0	23,1%
MONEYGRAM	8,0	9,8%	2 622,2	11,8%
CONTACT	4,6	5,7%	1 061,9	4,8%
Other money transfer systems	11,6	14,20%	1549,8	7,00%
Total	81,0	100,0%	22 178,1	100,0%

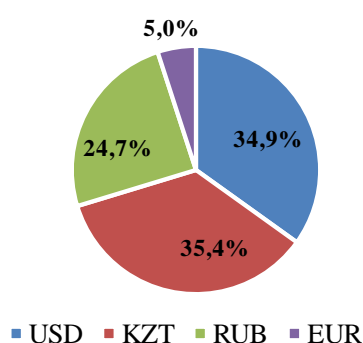
By countries

Country	Number of transactions (in thousands)	Share of the total number of transactions, %	Volume (mln. KZT)	Share of volume, %
Russia	41,4	51,1%	7 477,6	33,7%
Uzbekistan	4,6	5,7%	2 780,7	12,5%
United States of America	7,2	8,9%	2 419,7	10,9%
Republic of Korea	4,3	5,3%	2 288,3	10,3%
Turkey	4,7	5,8%	1 496,2	6,7%
Germany	6,7	8,3%	1 279,7	5,8%
Kyrgyzstan	2,0	2,5%	1 154,6	5,2%
Georgia	0,6	0,8%	401,4	1,8%
Israel	0,9	1,1%	256,8	1,2%
France	0,7	0,8%	243,0	1,1%
Others	7,8	9,6%	2 380,0	10,7%
Total	81,0	100,0%	22 178,1	100,0%

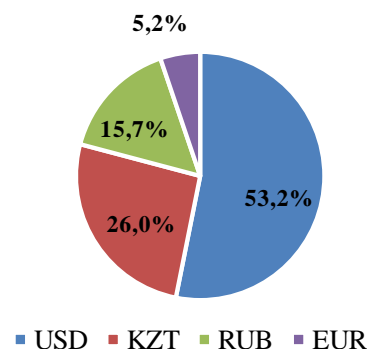
By currencies

Main share of received remittances carried out through IMTS were transferred in US dollars (34,9% of total number of remittances and 53,2% of the total volume) and Kazakhstan tenge (35.4% and 26,0%, respectively).

Share from the total number of received remittances



Share from the total volume of received remittances



REMITTANCES WITHIN KAZAKHSTAN

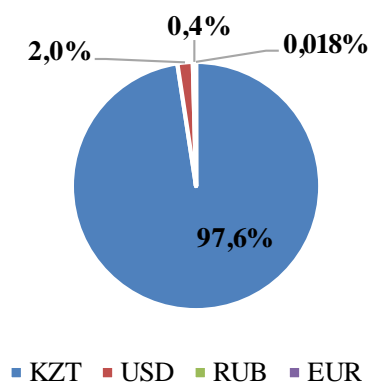
Within Kazakhstan during August 2023 were transferred via IMTS 28.1 thousands transactions in the amount of 8.2 billion tenge. Compared to July 2023, the number of money transfers decreased by 40.0% , and the volume of transactions increased by 26.6%.

By IMTS

IMTS	Number of transactions (in thousands)	Share of the total number of transactions, %	Volume (mln. KZT)	Share of volume, %
Golden Crown	1,0	3,5%	1 014,7	12,3%
Western Union	0,01	0,05%	17,1	0,2%
CONTACT	0,01	0,05%	10,8	0,1%
Other money transfer systems	27,1	96,4%	7 180,8	87,3%
Total	28,1	100,0%	8 223,3	100,0%

By currencies

**Share from the total number
of sent remittances**



**Share from the total volume
of sent remittances**

