

In January 2023 the volume of remittances transferred via international money transfer systems (hereinafter - IMTS) was 154.7 thousand transactions in the amount of 54.1 billion tenge. In comparison with January 2022, the number and the volume of money transfers sent decreased by 21.4% and 8.1%, respectively. Compared to December 2022, there is a decrease in the number of transfers by 30.1% and the volume of transactions by 32.3%.

Kazakhstan's commercial banks and JSC «Kazpost» provide to the customers remittances services through IMTS such as the Golden Crown, Western Union, Unistream, Contact, Faster, MoneyGram and others IMTS.

IMTS are used by the Kazakhstan's population as for transfers within the country and for sending /receiving money transfers abroad / from abroad.

The share of remittances carried out through IMTS on the territory of Kazakhstan in January 2023 is 8.4% of the total number of transfers and 9.1% of the total volume of remittances. The share of remittances sent abroad is 91.6% and 90.9%, respectively.

CROSS-BORDER REMITTANCES

REMMITANCES SENT ABROAD

In January 2023 abroad were transferred via IMTS 141.7 thousands transactions in the amount of 49.2 billion tenge. Compared to December 2022, the number and volume of money transfers sent decreased by 44.8% and 51.7%, respectively. Compared to January of last year, the number and volume of money transfers sent also decreased by 5.5% and 9.8%.

In terms of the volume of money sent from Kazakhstan abroad, the leaders are: Turkey – 14.7 billion tenge (share – 29.9%), Russia – 13.1 billion tenge (share of volume – 26.6%), Uzbekistan – 8.2 billion tenge (share – 16.7%), Georgia – 4.6 billion tenge (share – 9.3%), as well as China – 1.6 billion tenge (share – 3.2%).

By IMTS

IMTS	Number of transactions (in thousands)	Share of the total number of transactions, %	Volume (mln. KZT)	Share of volume, %
Golden Crown	120,8	85,3%	37 222,1	75,7%
CONTACT	8,2	5,8%	5 948,0	12,1%
Western Union	5,8	4,1%	4 012,0	8,2%
MONEYGRAM	1,5	1,1%	1 154,9	2,3%
UNISTREAM	2,8	1,9%	567,6	1,2%
Other money transfer systems	2,6	1,8%	270,0	0,5%
Total	141,7	100,0%	49 174,7	100,0%

By countries

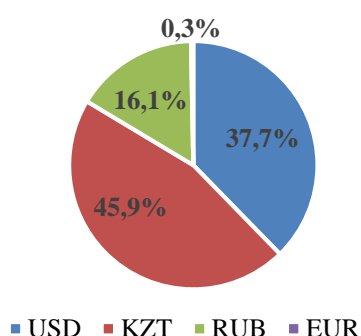
Country	Number of transactions (in thousands)	Share of the total number of transactions, %	Volume (mln. KZT)	Share of volume, %
Turkey	20,5	14,5%	14 697,3	29,9%
Russia	62,6	44,2%	13 082,3	26,6%
Uzbekistan	32,5	22,9%	8 206,3	16,7%
Georgia	2,4	1,7%	4 556,8	9,3%
China	1,1	0,7%	1 587,4	3,2%

Kyrgyzstan	6,7	4,7%	1 569,4	3,2%
Tajikistan	8,3	5,9%	1 179,8	2,4%
Azerbaijan	1,6	1,1%	952,0	1,9%
Republic of Korea	0,6	0,4%	611,2	1,2%
Armenia	0,4	0,3%	527,1	1,1%
Others	5,0	3,5%	2 205,0	4,5%
Total	141,7	100,0%	49 174,7	100,0%

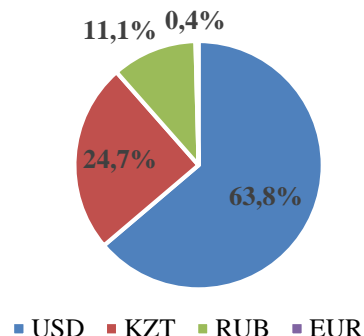
By currencies

The main share of carried out remittances sent via IMTS was in US dollars (the share of the total number of sent transfers was 37.7%, the share of the total volume of sent transfers was 63.8%) and in Kazakhstan tenge (45.9% and 24.7%, respectively).

**Share from the total number
of sent remittances**



**Share from the total volume
of sent remittances**



RECEIVED REMITTANCES (FROM ABROAD)

In January 2022 from abroad to Kazakhstan were transferred via IMTS 92.2 thousands transaction in the amount of 27.6 billion tenge. Compared to December 2022, the number and volume of money transfers received decreased by 27.0% and 36.0%, respectively. Compared to January last year, the number of money transfers received increased by 3.1% and the volume increased by 41.0%.

In terms of the amount of money received from abroad, the leaders are: Russia – 11.2 billion tenge (share of volume – 40.6%), Uzbekistan – 3.2 billion tenge (share – 11.4%), the Republic of Korea – 2.9 billion tenge (share – 10.4%), the United States of America – 2.6 billion tenge (share – 9.6%) and Turkey – 1.6 billion tenge (share – 5.9%).

By IMTS

IMTS	Number of transactions (in thousands)	Share of the total number of transactions, %	Volume (mln. KZT)	Share of volume, %
Golden Crown	43,3	47,0%	14 485,6	52,5%
CONTACT	3,6	3,9%	1 485,6	5,4%
Western Union	21,4	23,3%	5 604,2	20,3%
MONEYGRAM	10,1	11,0%	3 099,8	11,2%
UNISTREAM	10,5	11,4%	2 701,4	9,8%
Other money transfer systems	3,2	3,5%	200,2	0,7%
Total	92,2	100,0%	27 576,7	100,0%

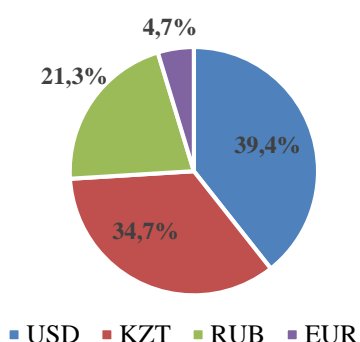
By countries

Country	Number of transactions (in thousands)	Share of the total number of transactions, %	Volume (mln. KZT)	Share of volume, %
Russia	45,9	49,8%	11 207,0	40,6%
Uzbekistan	5,3	5,7%	3 153,7	11,4%
Republic of Korea	5,1	5,6%	2 870,8	10,4%
United States of America	8,9	9,7%	2 634,0	9,6%
Turkey	4,4	4,7%	1 629,8	5,9%
Kyrgyzstan	2,3	2,5%	1 345,9	4,9%
Germany	8,0	8,7%	1 228,3	4,5%
Georgia	0,7	0,7%	369,3	1,3%
Israel	0,9	1,0%	276,3	1,0%
France	0,7	0,8%	261,2	0,9%
Others	9,9	10,7%	2 600,3	9,4%
Total	92,2	100,0%	27 576,7	100,0%

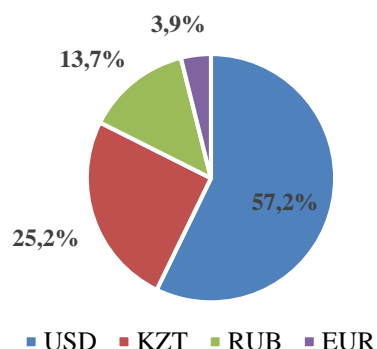
By currencies

Main share of received remittances carried out through IMTS were transferred in US dollars (39.4% of total number of remittances and 57.2% of the total volume) and and Kazakhstan tenge (34.7% and 25.2%, respectively).

Share from the total number of received remittances



Share from the total volume of received remittances



REMITTANCES WITHIN KAZAKHSTAN

Within Kazakhstan during January 2023 were transferred via IMTS 13.0 thousands transactions in the amount of 4.9 billion tenge. Compared to December 2022, the number and the volume of money transfers decreased by 19.2% and 7.5%, respectively. Compared to January last year, the number of money transfers in Kazakhstan decreased by 72.2%, but the volume of transactions increased by 12.5%.

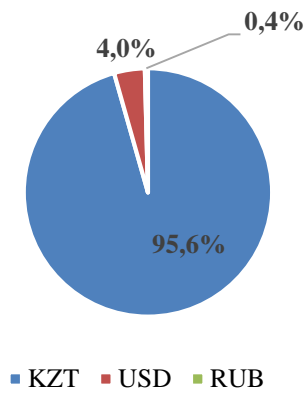
By IMTS

IMTS	Number of transactions (in thousands)	Share of the total number of transactions, %	Volume (mln. KZT)	Share of volume, %
Golden Crown	0,9	6,6%	980,9	19,9%
CONTACT	0,002	0,02%	1,8	0,0%
Western Union	0,02	0,1%	10,5	0,2%
UNISTREAM	0,01	0,1%	1,5	0,0%
Other money transfer systems	12,1	93,1%	3 929,1	79,8%

Total	13,0	100,0%	4 923,8	100,0%
-------	------	--------	---------	--------

By currencies

Share from the total number
of sent remittances



Share from the total volume
of sent remittances

