

In May 2022 the volume of remittances transferred via international money transfer systems (hereinafter - IMTS) was 329,4 thousand transactions in the amount of 110,1 bln. KZT. In comparison with May 2021, the number and volume of money transfers sent increased by 39.2% and 41%, respectively. Compared to April 2022, the number of money transfers increased by 1.7%, and the volume decreased by 2.6%.

Kazakhstan's commercial banks and JSC «Kazpost» provide to the customers remittances services through IMTS such as the Golden Crown, Western Union, Unistream, Contact, Faster, MoneyGram and others IMTS.

IMTS are used by the Kazakhstan's population as for transfers within the country and for sending /receiving money transfers abroad / from abroad.

The share of remittances carried out through IMTS on the territory of Kazakhstan in May 2022 is 22,9% of the total number of transfers and 10,7% of the total volume of remittances. The share of remittances sent abroad is 77,1% and 89,3% respectively.

CROSS-BORDER REMITTANCES

REMMITANCES SENT ABROAD

In May 2022 abroad were transferred via IMTS 254,1 thousands transactions in the amount of 98,4 bln. KZT. Compared to April 2022, the number of money transfers sent decreased by 0,9%, and the volume by 5%. Compared to May of last year, the number and volume of money transfers sent increased by 39,7% and 34,6%, respectively.

In terms of the volume of money sent from Kazakhstan abroad, the leaders are: Uzbekistan – 31,0 billion tenge (growth compared to the same period last year – 41%), Turkey – 19,7 billion tenge (growth - 56%), Russia – 18,3 billion tenge (growth – 39%), Georgia – 9,1 billion tenge (growth 6.2 times), as well as Kyrgyzstan – 7,2 billion tenge (decrease – 40%).

By IMTS

IMTS	Number of transactions (in thousands)	Share of the total number of transactions, %	Volume (mln. KZT)	Share of volume, %
Golden Crown	218,1	85,8%	79 658,1	81,0%
CONTACT	18,0	7,1%	8 918,5	9,1%
Western Union	8,7	3,4%	5 796,5	5,9%
MONEYGRAM	2,2	0,8%	2 614,5	2,7%
UNISTREAM	3,6	1,4%	1 021,9	1,0%
Other money transfer systems	3,6	1,4%	351,7	0,4%
Total	254,1	100,0%	98 361,3	100,0%

By countries

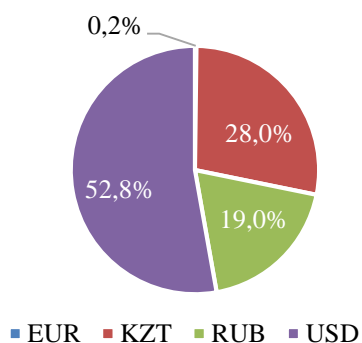
Country	Number of transactions (in thousands)	Share of the total number of transactions, %	Volume (mln. KZT)	Share of volume, %
Uzbekistan	95,6	37,6%	31 022,0	31,5%
Turkey	31,9	12,6%	19 749,3	20,1%
Russia	72,6	28,6%	18 324,8	18,6%
Georgia	4,2	1,6%	9 120,8	9,3%
Kyrgyzstan	18,7	7,4%	7 232,6	7,4%

China	2,8	1,1%	3 764,6	3,8%
Armenia	1,4	0,5%	2 209,2	2,2%
Tajikistan	14,8	5,8%	1 711,3	1,7%
Azerbaijan	2,4	1,0%	1 370,8	1,4%
Republic of Korea	0,8	0,3%	892,7	0,9%
Others	9,0	3,5%	2 963,3	3,0%
Total	254,1	100,0%	98 361,3	100,0%

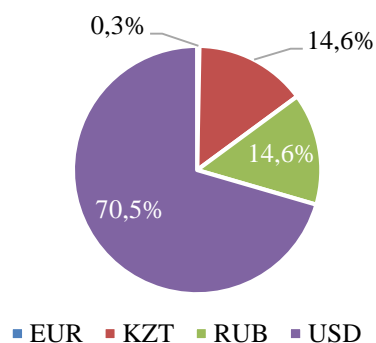
By currencies

The main share of carried out remittances sent via IMTS was in US dollars (the share of the total number of sent transfers was 52,8%, the share of the total volume of sent transfers was 70,5%).

Share from the total number of sent remittances



Share from the total volume of sent remittances



RECEIVED REMITTANCES (FROM ABROAD)

In May 2022 from abroad to Kazakhstan were transferred via IMTS 152,9 thousands transaction in the amount of 69,2 bln. KZT. Compared to April 2022, the number of money transfers received decreased by 15,2%, and the volume increased by 31,8%. Compared to May of last year, the number and volume of money transfers received increased by 66,5% and 229,7%, respectively.

In terms of the amount of money received from abroad, the leaders are: Russia – 45,6 billion tenge (with a significant increase of 8,9 times compared to the same period last year), Kyrgyzstan – 8,1 billion tenge (an increase of 3,9 times), the United States of America – 3,3 billion tenge (an increase of 19%), the Republic of Korea – 2,9 billion tenge (decrease - 13%), as well as Uzbekistan – 2,6 billion tenge (growth – 13%).

By IMTS

IMTS	Number of transactions (in thousands)	Share of the total number of transactions, %	Volume (mln. KZT)	Share of volume, %
Golden Crown	102,6	67,1%	55 065,3	79,6%
Western Union	24,2	15,8%	5 475,9	7,9%
MONEYGRAM	11,0	7,2%	3 373,8	4,9%
CONTACT	5,9	3,8%	3 355,5	4,9%
UNISTREAM	4,8	3,1%	1 690,4	2,4%
Other money transfer systems	4,5	2,9%	216,7	0,3%

Total	152,9	100,0%	69 177,5	100,0%
--------------	--------------	---------------	-----------------	---------------

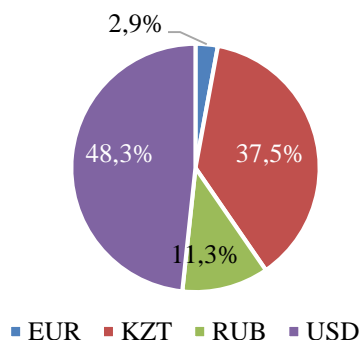
By countries

Country	Number of transactions (in thousands)	Share of the total number of transactions, %	Volume (mln. KZT)	Share of volume, %
Russia	94,9	62,0%	45 569,1	65,9%
Kyrgyzstan	6,1	4,0%	8 072,1	11,7%
United States of America	11,2	7,4%	3 331,6	4,8%
Republic of Korea	5,6	3,6%	2 935,7	4,2%
Uzbekistan	6,3	4,1%	2 623,3	3,8%
Germany	9,7	6,3%	1 407,3	2,0%
Turkey	4,3	2,8%	1 110,0	1,6%
Tajikistan	1,4	0,9%	502,4	0,7%
Belarus	0,4	0,3%	395,9	0,6%
Georgia	0,6	0,4%	358,1	0,5%
Others	12,4	8,1%	2 871,9	4,2%
Total	152,9	100,0%	69 177,5	100,0%

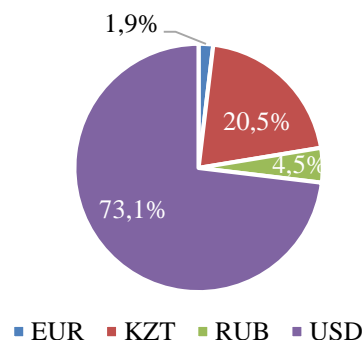
By currencies

Main share of received remittances carried out through IMTS were transferred in US dollars (48,3 % of total number of remittances and 73,1% of the total volume) and and Kazakhstan tenge (37,5% and 20,5%, respectively)

Share from the total number of received remittances



Share from the total volume of received remittances



REMITTANCES WITHIN KAZAKHSTAN

Within Kazakhstan during May 2022 were transferred via IMTS 75,3 thousands transactions in the amount of 11,8 bln. KZT. Compared to April 2022, the number and volume of money transfers increased by 11,4% and 24,0%, respectively. Compared to May of last year, the number of money transfers in Kazakhstan increased by 37,3%, and the volume by 2,4 times.

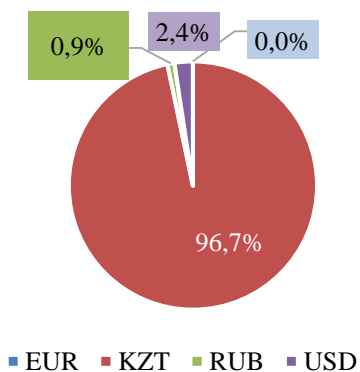
By IMTS

IMTS	Number of transactions (in thousands)	Share of the total number of transactions, %	Volume (mln. KZT)	Share of volume, %
Golden Crown	2,9	3,8%	5 192,5	44,0%
Western Union	0,7	1,0%	92,5	0,8%

UNISTREAM	0,1	0,2%	19,6	0,2%
CONTACT	0,03	0,03%	54,1	0,5%
Other money transfer systems	71,6	95,0%	6 434,4	54,6%
Total	75,3	100,0%	11 793,1	100,0%

By currencies

Share from the total number of sent remittances



Share from the total volume of sent remittances

